



**SINGAPORE
POLICE FORCE**
SAFEGUARDING EVERY DAY

POLICE NEWS RELEASE

ANNUAL ROAD TRAFFIC SITUATION 2020

SAFER ROADS WITH FEWER ACCIDENTS, FATALITIES AND INJURIES

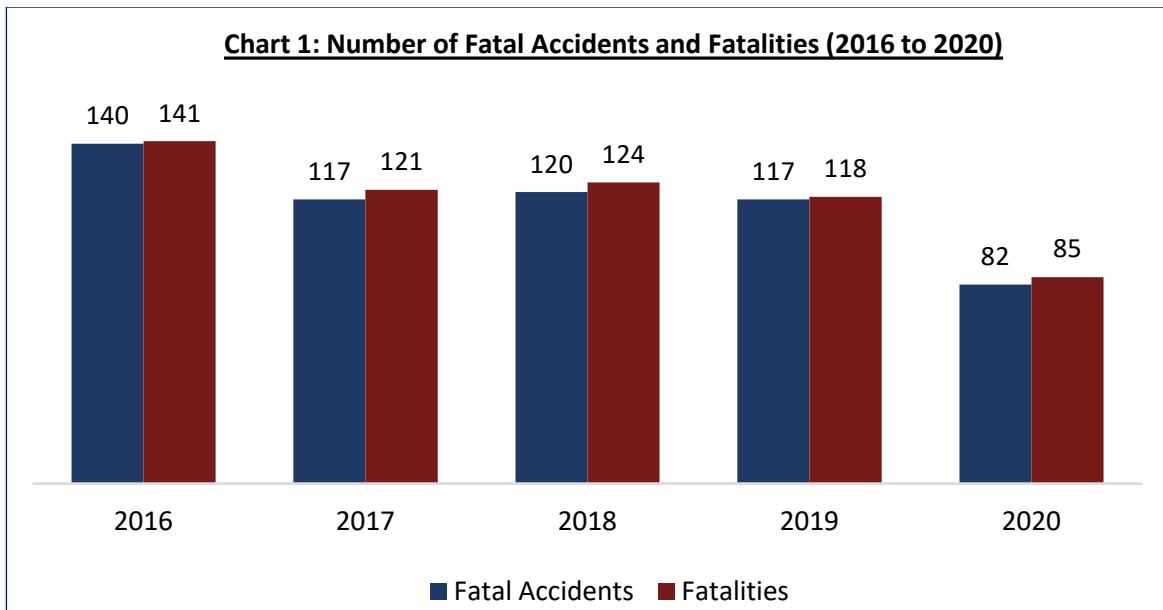
Singapore's road traffic situation improved in 2020, with decreases in the total number of road traffic accidents, fatalities and injuries as compared to 2019. These decreases were partly due to the COVID-19 situation, especially during the Circuit Breaker period when there was less traffic on the roads. However, there were increases in the number of speeding-related accidents and fatal drink-driving accidents.

2. Elderly pedestrians and motorcyclists remain groups of concern.¹ Although the number of road traffic accidents involving elderly pedestrians and motorcyclists decreased as compared to 2019, they continue to account for a disproportionate number of traffic accidents resulting in injuries or death.

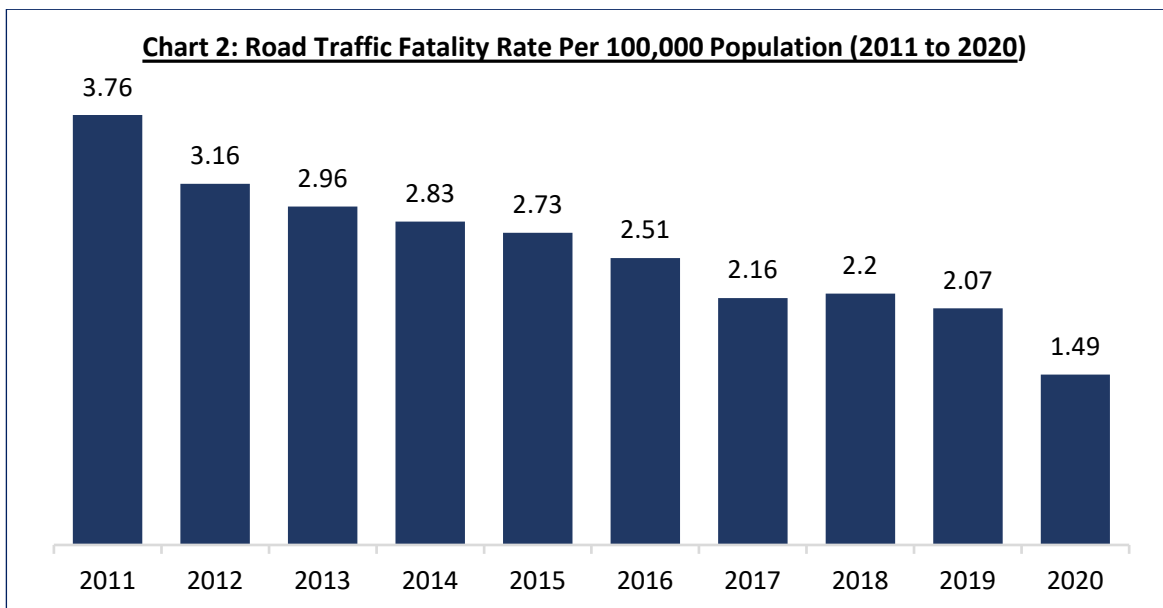
Fatal traffic accidents and fatalities continued to decrease in 2020

3. The number of fatal accidents decreased by 29.9%, from 117 cases in 2019 to 82 in 2020. The number of fatalities decreased by 28.0% from 118 persons in 2019 to 85 in 2020. Please refer to [Chart 1](#) for the number of fatal accidents and fatalities for the past five years.

¹ Elderly pedestrians refer to pedestrians aged 60 years old and above.

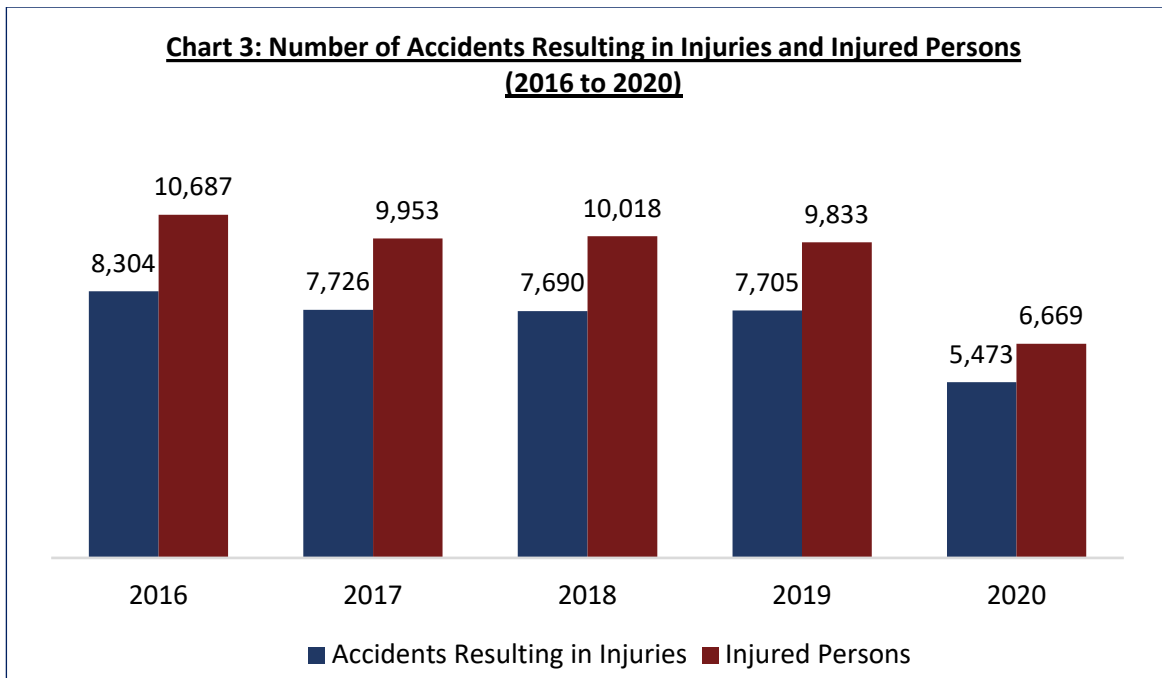


4. The road traffic fatality rate per 100,000 population decreased from 2.07 in 2019 to 1.49 in 2020. Please refer to Chart 2 for the road traffic fatality rates for the past 10 years.



Decrease in accidents resulting in injuries and number of injured persons

5. The number of accidents resulting in injuries decreased by 29.0%, from 7,705 cases in 2019 to 5,473 in 2020. The number of injured persons also decreased, by 32.2% from 9,833 persons in 2019 to 6,669 in 2020. Please refer to Chart 3 for the number of accidents resulting in injuries and injured persons for the past five years.



Decrease in drink-driving and red-light running accidents, as well as red-light running and speeding violations

6. The number of drink-driving accidents decreased by 9.9%, from 162 cases in 2019 to 146 in 2020. The number of persons arrested for drink-driving also decreased, by 24.2%, from 1,987 persons in 2019 to 1,507 in 2020.

7. The number of red-light running accidents decreased by 32.9%, from 170 cases in 2019 to 114 in 2020. The number of red-light running violations decreased by 16.4%, from 60,693 cases in 2019 to 50,725 in 2020.

8. The number of speeding violations also decreased, by 12.2%, from 184,977 cases in 2019 to 162,324 in 2020.

9. Notwithstanding that drink-driving accidents, red-light running accidents and speeding violations have decreased, the Traffic Police (TP) will continue its enforcement efforts and take action against irresponsible motorists who put other road users and themselves at risk.

Increase in speeding-related accidents and fatal drink-driving accidents

10. The number of speeding-related accidents increased slightly by 3.1%, from 735 cases in 2019 to 758 in 2020. The number of fatal drink-driving accidents increased by 85.7%, from 7 cases in 2019 to 13 in 2020.

11. Speed cameras are deployed island-wide with conspicuous warning signages to alert motorists to the cameras and remind them to slow down. TP also collaborates

with the Land Transport Authority (LTA) to display messages on their electronic boards along expressways and major roads to remind motorists not to speed.

12. Amidst the festive holidays in December 2020, TP launched the Anti-Drink Drive virtual campaign with the tagline “Drink or Drive, You Decide”, to remind motorists not to drink and drive. As part of the campaign, road safety pamphlets and face masks with the tagline were distributed to motorists.

13. TP adopts a tough enforcement stance towards irresponsible driving behaviour. Motorists who are caught speeding excessively or drink-driving may be prosecuted in court. If grievous hurt or death is caused, motorists may face imprisonment and disqualification from driving.

CONTINUOUS ENGAGEMENT WITH ELDERLY PEDESTRIANS AND MOTORCYCLISTS

14. Elderly pedestrians and motorcyclists continue to account for a disproportionate number of traffic accidents resulting in injuries or death. In particular, motorcyclists continue to be over-represented in fatal accidents, and were involved in more than 63% of fatal accidents in 2020. Fatal accidents involving elderly pedestrians accounted for more than 80% of fatal accidents involving pedestrians in 2020.

Decrease in accidents and fatalities involving elderly pedestrians

15. The number of traffic accidents involving elderly pedestrians decreased by 27.1%, from 321 in 2019 to 234 in 2020. The number of elderly pedestrian fatalities also decreased, by 44.4%, from 27 in 2019 to 15 in 2020. About half of the fatal accidents involving elderly pedestrians were due to jaywalking.

16. TP will continue to engage and remind elderly road users not to take their safety on roads for granted. In particular, as deterioration of eye health may lead to impaired vision and affect the safety of road users, TP and the Singapore Road Safety Council (SRSC) collaborated with the Singapore Optometric Association to develop an Eye Care Kit. The Eye Care Kit comprises four simple tests to gauge one’s visual functionality. TP will prioritise the distribution of the Kit to the elderly, in collaboration with TP’s Road Safety Champions and partners such as People’s Association and Lion’s Befrienders. Please refer to [Annex A](#) for more details of the Eye Care Kit.

Decrease in accidents and fatalities involving motorcyclists and pillion riders

17. The number of accidents resulting in injuries involving motorcyclists decreased by 29.9%, from 4,463 in 2019 to 3,128 in 2020. The number of motorcyclists and pillion riders who sustained injuries also decreased, by 32.5%, from 5,010 in 2019 to 3,381 in 2020.

18. The number of fatal accidents involving motorcyclists decreased by 23.5%, from 68 cases in 2019 to 52 in 2020. The number of motorcyclist and pillion rider fatalities also decreased, by 20.3%, from 64 persons in 2019 to 51 persons in 2020.

19. TP will continue with the education and engagement efforts for motorcyclists. While the annual Singapore Ride Safe campaign could not be conducted physically in 2020, TP disseminated road safety tips via radio broadcasts and reiterated the importance of riding safely via a video, 'Be Safe for Your Loved Ones', which was uploaded on the Use Your RoadSense Facebook page.

ROLLING OUT ROAD SAFETY VIDEOS FOR ROAD USERS AND SELF-LEARNING PLATFORMS FOR LEARNER MOTORISTS

20. TP has used online platforms such as the Use Your RoadSense Facebook page to continue education and engagement outreach to the public during this ongoing COVID-19 pandemic. In the latest collaboration with Singapore Road Safety Council (SRSC) and LTA, TP launched a series of six road safety videos titled "Road Safety Among All Of Us", which used gaming elements to highlight the trade-off between haste and safety, targeted at primary and secondary school students. Please refer to [Annex B](#) for a screenshot and the link to the road safety videos.

21. In addition, all road users will soon be able to test their own knowledge of road traffic rules and improve their understanding of traffic rules and proper road behaviour via the online Mock Theory Tests on TP's Online Learning Portal. Members of the public may attempt the mock Basic Theory test, Final Theory test and Riding Theory test for free. The online mock theory tests are expected to be available from the second half of 2021 onwards. Please refer to [Annex C](#) for a sneak preview of the upcoming online Mock Theory Test.

22. Road safety is a shared responsibility. TP urges all road users to play their part in making Singapore's roads safer.

**PUBLIC AFFAIRS DEPARTMENT
SINGAPORE POLICE FORCE
10 FEBRUARY 2021 @ 4.30PM**

Eye Care Kit



The Eye Care Kit is a collaboration between Traffic Police, Singapore Road Safety Council and the Singapore Optometric Association.

The kit comprises four simple tests to check one's peripheral vision, ability to distinguish details, and colour contrasts; and aims to raise awareness on different aspects of vision care and encourage vulnerable road users, in particular the elderly, to visit their local optometrists for regular eye checks.

Road Safety Video: “Road Safety Among All of Us”

Youtube link: <https://youtu.be/zzWemOYQrvY>



The series of road safety videos titled ‘Road Safety Among All of Us’ comprises six road safety topics – Kerb Drills, Designated Crossings, Seatbelts, Blind spots, Playing near the road side, Distracted Crossings – and is aimed at educating primary and secondary students to practise good road use habits.

Presented in a fun and unique way by incorporating gaming elements into the stories, TP and SRSC hope that the videos will be able to resonate with the audience and bring across the message of the importance of road safety.

Sample Question of the Online Mock Theory Test



About Us

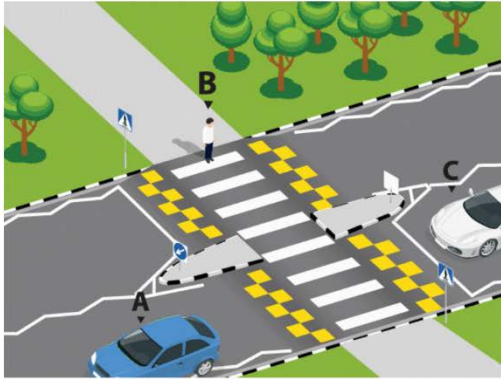


Dashboard > My courses > MTT-BTT > Topic 5 > Basic Theory Test (BTT)

Question 1

Correct Mark 1.00 out of 1.00

Flag question



Which road user has caused a hazard ?

Select one:

- i. The parked car (A). ✓
- ii. The pedestrian walking along the road (B).
- iii. The moving car (C).

Your answer is correct.

The correct answer is: The parked car (A).

Quiz Navigation

| | | | | | | |
|----|----|----|----|----|----|----|
| 1 | 2 | 3 | 4 | 5 | 6 | 7 |
| 8 | 9 | 10 | 11 | 12 | 13 | 14 |
| 15 | 16 | 17 | 18 | 19 | 20 | 21 |
| 22 | 23 | 24 | 25 | 26 | 27 | 28 |
| 29 | 30 | 31 | 32 | 33 | 34 | 35 |
| 36 | 37 | 38 | 39 | 40 | 41 | 42 |
| 43 | 44 | 45 | 46 | 47 | 48 | 49 |
| 50 | | | | | | |

Finish attempt ...

Next page

OVERALL TRAFFIC SITUATION IMPROVED IN 2020



ACCIDENTS
RESULTING IN
FATALITIES

↓ 29.9%

2019 117
2020 82



ACCIDENTS
RESULTING IN
INJURIES

↓ 29.0%

2019 7,705
2020 5,473



FATALITIES

↓ 28.0%

2019 118
2020 85



INJURED
PERSONS

↓ 32.2%

2019 9,833
2020 6,669

RED-LIGHT
RUNNING

ACCIDENTS
↓ 32.9%

2019 170
2020 114

VIOLATIONS
↓ 16.4%

2019 60,693
2020 50,725



SPEEDING-RELATED AND FATAL DRINK-DRIVING
ACCIDENTS INCREASED

SPEEDING-RELATED
ACCIDENTS

↑ 3.1%

2019 735
2020 758

SPEEDING
VIOLATIONS

↓ 12.2%

2019 184,977
2020 162,324

FATAL DRINK-DRIVING
ACCIDENTS

↑ 85.7%

2019 17
2020 113

DRINK-DRIVING
ACCIDENTS

↓ 9.9%

2019 162
2020 146



ELDERLY PEDESTRIANS AND MOTORCYCLISTS REMAIN VULNERABLE
THEY ACCOUNT FOR A DISPROPORTIONATE NUMBER OF ACCIDENTS RESULTING IN INJURIES OR DEATH

About **HALF OF FATAL ACCIDENTS** involving **ELDERLY PEDESTRIANS** were due to **JAYWALKING**



Accidents
involving elderly
pedestrians

↓ 27.1%

2019 321
2020 234

Fatalities
among elderly
pedestrians

↓ 44.4%

2019 27
2020 15

Injured persons
among elderly
pedestrians

↓ 25.3%

2019 297
2020 222

MOTORCYCLISTS WERE involved in **63% OF OVERALL FATAL ACCIDENTS**



Accidents
involving
motorcyclists

↓ 29.8%

2019 4,531
2020 3,180

Fatalities among
motorcyclists
or pillion riders

↓ 20.3%

2019 64
2020 51

Injured persons
among motorcyclists
or pillion riders

↓ 32.5%

2019 5,010
2020 3,381



SINGAPORE
POLICE FORCE
SAFEGUARDING EVERY DAY



2020 Road Traffic Situation in Singapore



Fatal Accidents

2019 117 Cases
2020 82 Cases

↓ 29.9%



Fatalities

2019 118 Persons
2020 85 Persons

↓ 28.0%



Fatality Rate

2019 2.07 per 100,000
2020 1.49 per 100,000

↓ 28.0%



Accidents Resulting in Injuries

2019 7,705 Cases
2020 5,473 Cases

↓ 29.0%



**SINGAPORE
POLICE FORCE**
SAFEGUARDING EVERY DAY

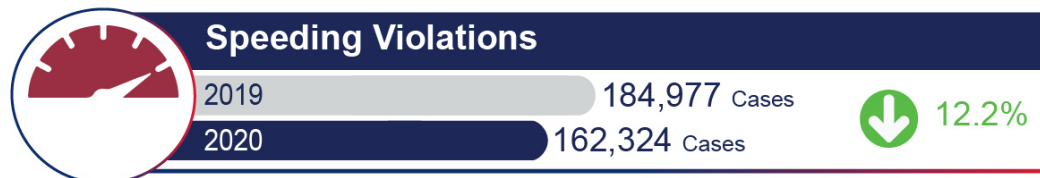


2020 Road Traffic Situation in Singapore

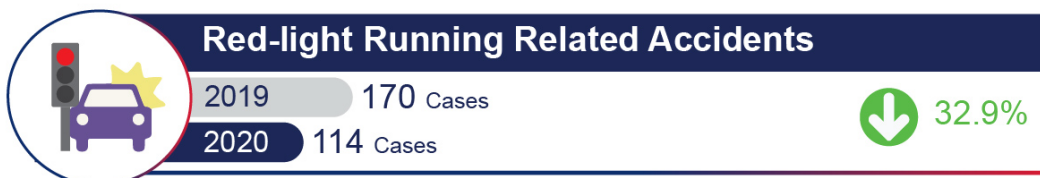
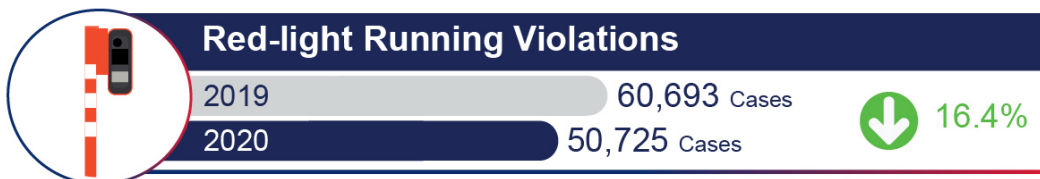
Drink-driving



Speeding



Red-light Running



**SINGAPORE
POLICE FORCE**
SAFEGUARDING EVERY DAY

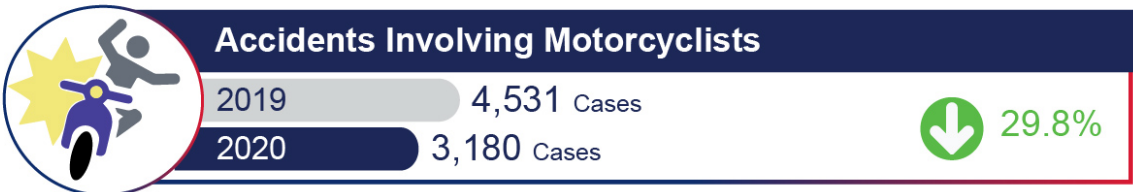


2020 Road Traffic Situation in Singapore

Accidents Involving Elderly Pedestrians



Accidents Involving Motorcyclists



**SINGAPORE
POLICE FORCE**
SAFEGUARDING EVERY DAY

