



POLICE NEWS RELEASE

MID-YEAR TRAFFIC SITUATION 2022

The resumption of more activities due to the easing of Safe Management Measures (SMMs) led to an increase in traffic volume in the first half of 2022. Correspondingly, the number of traffic accidents resulting in injuries rose in the first half of 2022 compared to the same period in 2021. However, there was a decline in the number of traffic accidents resulting in fatalities.

2. Accidents involving motorcyclists and elderly pedestrians remain key concerns as the number of accidents involving these two groups have increased.¹ Please refer to [Annex A](#) for the comparisons of accident and violation data for the first half of 2019, 2020, 2021 and 2022.

Increase in Total Traffic Accidents Resulting in Injuries and Fatalities in the First Half of 2022

3. In the first half of 2022, the total number of traffic accidents resulting in injuries or fatalities increased by 4.9%, from 3,012 in the first half of 2021 to 3,159 in the same period in 2022. The total number of injured persons and fatalities also increased by 3.3%, from 3,669 in the first half of 2021 to 3,791 in the same period in 2022.

(a) The number of accidents resulting in injuries increased by 5.2%, from 2,960 in the first half of 2021, to 3,115 in the same period in 2022. The number of injured persons also increased by 3.7% from 3,611 in the first half of 2021, to 3,746 in the same period in 2022.

¹ Elderly pedestrians refer to pedestrians aged 60 and above.

- (b) On the other hand, the number of accidents resulting in fatalities decreased by 15.4%, from 52 accidents in the first half of 2021, to 44 in the same period in 2022. The number of fatalities also decreased by 22.4%, from 58 in the first half of 2021, to 45 in the same period in 2022.

Decrease in Red-Light Running Violations and Accidents, but Increase in Speeding-related Violations and Accidents

4. The number of red-light running violations and accidents decreased in the first half of 2022, compared to the same period in 2021. However, the number of speeding-related violations and accidents increased.

(a) Red-light running violations and accidents

The number of red-light running violations decreased by 4.7%, from 24,362 in the first half of 2021, to 23,217 in the same period in 2022. The number of red-light running accidents also decreased by 4.7%, from 64 in the first half of 2021, to 61 in the same period in 2022.

(b) Speeding-related violations and accidents

The number of speeding-related violations increased by 4.2%, from 66,480 in the first half of 2021, to 69,291 in the first half of 2022. The number of speeding-related accidents increased by 2.7%, from 474 in the first half of 2021, to 487 in the same period in 2022.

Decrease in Drink-Driving Accidents, Increase in Persons Arrested for Drink-Driving

5. The number of drink-driving accidents decreased by 9.0%, from 78 in the first half of 2021, to 71 in the same period in 2022. However, the number of persons arrested for drink-driving increased by 7.0%, from 741 in the first half of 2021, to 793 in the same period in 2022.

6. Traffic Police (TP) will continue to take strong enforcement action against errant motorists who violate traffic rules.

Accidents Involving Elderly and Motorcyclists Remain a Key Concern

7. Accidents involving vulnerable road user groups, such as elderly pedestrians and motorcyclists, remain a key concern as they continue to account for a disproportionate number of traffic accidents resulting in injuries or death.

(a) Traffic accidents involving elderly pedestrians

The number of accidents involving elderly pedestrians increased from 103 in the first half of 2021, to 117 in the same period in 2022.

The number of elderly pedestrian fatalities increased from 5 in the first half of 2021, to 9 in the same period of 2022. The number of elderly pedestrians' injuries also increased from 100 in the first half of 2021, to 109 in the same period of 2022.

Accidents involving the elderly made up 37.1% of total pedestrian accidents, 35.5% of pedestrian injuries and 81.8% of pedestrian fatalities in the first half of 2022.

In the first half of 2022, about 45.3% of all pedestrian accidents involving elderly pedestrians were attributed to jaywalking. Elderly pedestrians are advised to use overhead bridges or pedestrian crossings to cross roads for their safety. TP will continue to work with various stakeholders to inculcate good road safety habits in the elderly.

(b) Traffic accidents involving motorcyclists

The number of accidents involving motorcyclists increased slightly by 1.3%, from 1,711 accidents in the first half of 2021, to 1,733 in the same period in 2022.

The number of motorcyclist and pillion rider fatalities decreased from 26 in the first half of 2021, to 25 in the same period in 2022. The number of injured motorcyclists and pillion riders increased slightly by 1.5%, from 1,816 in the first half of 2021, to 1,844 in the same period in 2022.

Motorcyclists continue to account for a disproportionate number of traffic accidents and fatalities. Motorcyclists and pillion riders were involved in 54.9% of overall traffic accidents and made up 55.6% of traffic fatalities in the first half of 2022.

TP will continue to work with stakeholders to encourage safer riding habits among motorcyclists.

Resumption of Physical Road Safety Education and Engagement Efforts after the Easing of SMMs

8. Since the emergence of the COVID-19 pandemic, TP had been conducting the majority of its road safety education and engagement efforts online. However, with the stabilisation of the COVID-19 situation and further easing of SMMs, TP has resumed more in-person road safety education and engagement efforts.

9. In May 2022, TP collaborated with the Singapore Road Safety Council (SRSC), with support from the Land Transport Authority (LTA), Ministry of Education, People's Association (PA) and Automobile Association of Singapore to launch the Singapore Road Safety Month 2022 campaign themed "Road Safety for All".

(a) The "Friends of SRSC" programme was launched on 31 May 2022 to onboard like-minded volunteers to help spread road safety messages to their friends and families.

(b) Road safety banners were also installed at strategic locations to raise awareness of speeding and red-light running violations. Please refer to [Annex B](#) for examples of the road safety banners.

10. TP also continued to reach out to elderly pedestrians and seniors both online and in-person.

(a) On 27 August 2022, TP collaborated with SRSC, with support from the LTA and PA, to organise a “Road Safety Concert for Seniors” at the SingPost Auditorium which was attended by more than 200 seniors, volunteers and guests. The event aimed at raising road safety awareness and inculcating good road habits among the seniors.

11. TP will continue its education and engagement efforts towards different road user groups.

(a) In November 2022, TP will launch the Singapore Ride Safe Campaign to encourage motorists to practise safe riding habits and don protective riding gears.

(b) TP will also be collaborating with the SRSC to launch the Singapore Traffic Games 2022 in November this year, to encourage and inculcate the right road safety values to young students.

(c) In December 2022, TP will be organising the Anti-Drink Drive Campaign, which aims to encourage and remind motorists to be responsible and not to drive after consuming alcohol.

12. More details on these upcoming events will be shared when ready.

13. TP would like to remind everyone that road safety is a shared responsibility, and all road users have a part to play to help keep our roads safe.

**PUBLIC AFFAIRS DEPARTMENT
SINGAPORE POLICE FORCE
8 SEPTEMBER 2022 @ 4PM**

COMPARISONS OF ACCIDENT AND VIOLATION DATA FOR THE FIRST HALF OF 2019, 2020, 2021 AND 2022

A. TRAFFIC ACCIDENTS RESULTING IN FATALITIES AND INJURIES

Overall	1H2019	1H2020	1H2021	1H2022
No. of Fatal Accidents	59	49	52	44
No. of Injury Accidents	3,773	2,530	2,960	3,115
Total	3,832	2,579	3,012	3,159

B. RED-LIGHT RUNNING VIOLATIONS

Red-light Running	1H2019	1H2020	1H2021	1H2022
No. of Violations Detected	28,208	24,147	24,362	23,217

C. RED-LIGHT RUNNING ACCIDENTS

Red-light Running	1H2019	1H2020	1H2021	1H2022
No. of Fatal Accidents	1	1	1	1
No. of Injury Accidents	98	50	63	60
Total	99	51	64	61

D. SPEEDING VIOLATIONS

Speeding-Related	1H2019	1H2020	1H2021	1H2022
No. of Violations Detected	89,718	94,348	66,480	69,291

E. SPEEDING-RELATED ACCIDENTS

Speeding-Related	1H2019	1H2020	1H2021	1H2022
No. of Fatal Accidents	19	12	15	5
No. of Injury Accidents	339	328	459	482
Total	358	340	474	487

F. DRINK-DRIVING ARRESTS

Drink-Driving	1H2019	1H2020	1H2021	1H2022
No. of Persons Arrested for Drink-Driving	971	672	741	793

G. DRINK-DRIVING ACCIDENTS

Drink-Driving	1H2019	1H2020	1H2021	1H2022
No. of Fatal Accidents	4	8	4	3
No. of Injury Accidents	82	56	74	68
Total	86	64	78	71

H. TRAFFIC ACCIDENTS INVOLVING ELDERLY PEDESTRIANS

Elderly Pedestrians	1H2019	1H2020	1H2021	1H2022
No. of Fatal Accidents	17	8	5	9
No. of Injury Accidents	165	99	98	108
Total	182	107	103	117

I. TRAFFIC ACCIDENTS INVOLVING MOTORCYCLISTS

Motorcyclists & Pillion Riders	1H2019	1H2020	1H2021	1H2022
No. of Fatal Accidents	35	31	27	25
No. of Injury Accidents	2,180	1,515	1,684	1,708
Total	2,215	1,546	1,711	1,733

ROAD SAFETY BANNERS FOR SINGAPORE ROAD SAFETY MONTH 2022

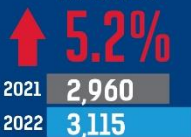


MID-YEAR TRAFFIC SITUATION 2022

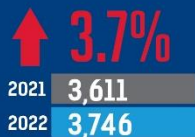
Slight increase in traffic accidents partly due to the resumption of more activities and higher traffic volume.



ACCIDENTS RESULTING IN INJURIES



INJURED PERSONS



ACCIDENTS RESULTING IN FATALITIES



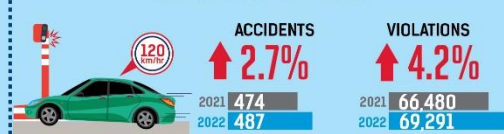
FATALITIES



RED-LIGHT RUNNING



SPEEDING-RELATED



Elderly pedestrians and motorcyclists remain vulnerable

They account for a disproportionate number of traffic accidents and fatalities.

Jaywalking is the cause for **45.3%** of all accidents involving elderly pedestrians



The number of accidents involving elderly pedestrians



Fatalities among elderly pedestrians



Injured persons among elderly pedestrians



Motorcyclists or pillion riders were involved in **54.9%** of overall traffic accidents, and made up **55.6%** of traffic fatalities




Accidents involving motorcycles



Fatalities among motorcyclists or pillion riders



Injured persons among motorcyclists or pillion riders



SINGAPORE POLICE FORCE
SAFEGUARDING EVERY DAY

