



**SINGAPORE  
POLICE FORCE**  
SAFEGUARDING EVERY DAY

## POLICE NEWS RELEASE

### ANNUAL ROAD TRAFFIC SITUATION 2019

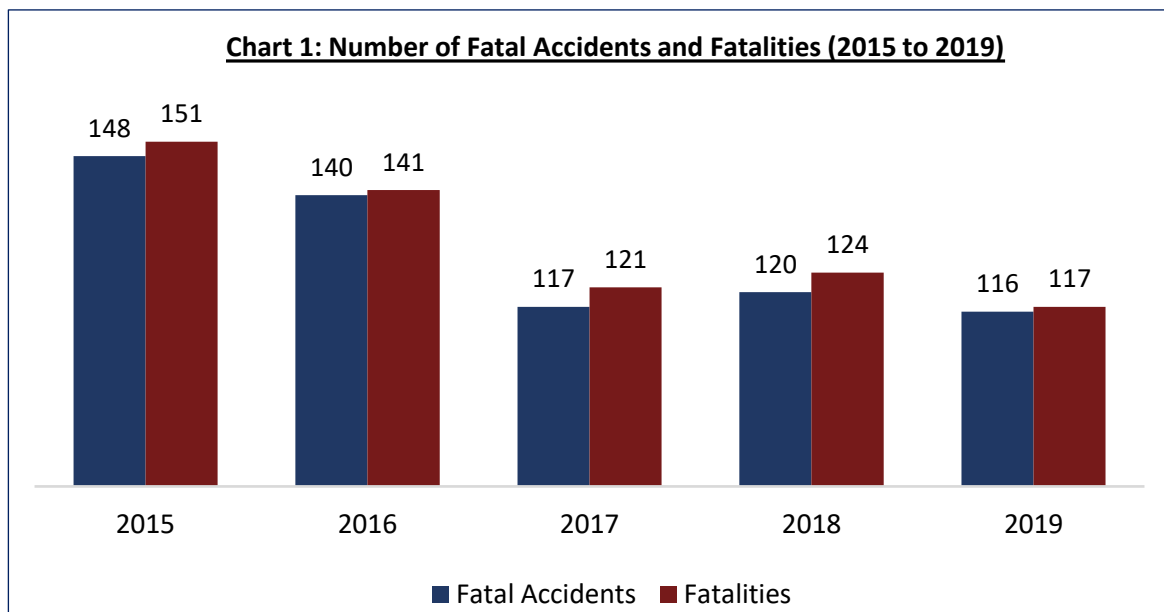
#### SINGAPORE'S ROAD TRAFFIC SITUATION IMPROVED IN 2019, WITH FEWER ACCIDENTS, INJURIES AND FATALITIES

The general road traffic situation improved in 2019, with fewer road traffic accidents compared to 2018. The number of fatal accidents and fatalities also fell to a record low.

2. However, there were increases in the number of speeding and red-light running-related accidents and violations. The number of road traffic accidents involving elderly pedestrians<sup>1</sup> and motorcyclists also continued to be of concern.

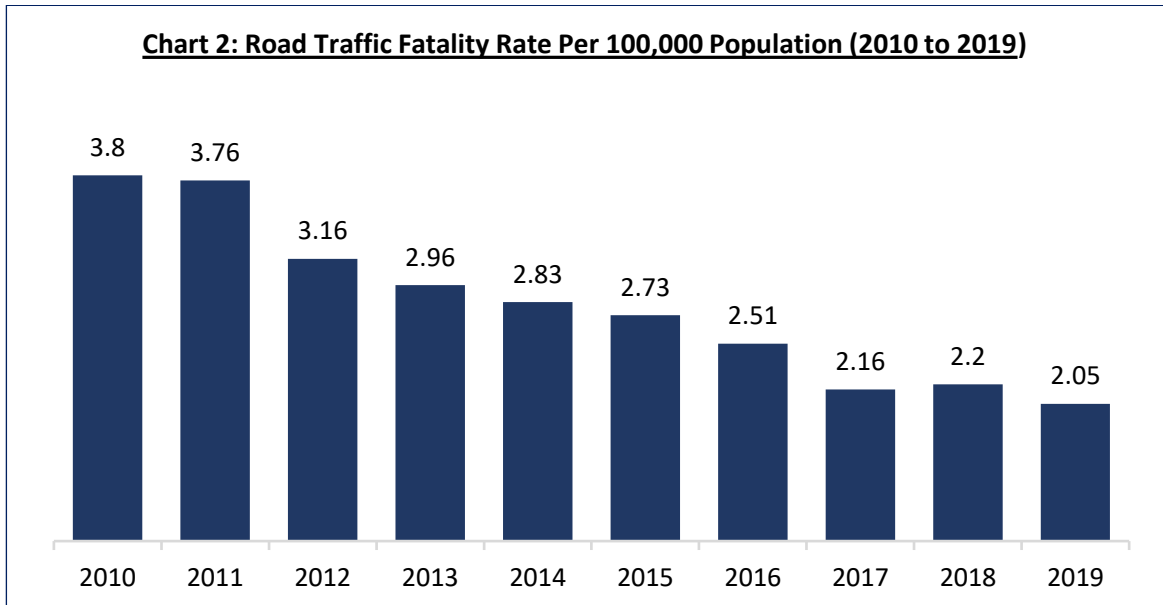
#### *Fatal Traffic Accidents and Fatalities at Record Low*

3. The number of fatal accidents decreased by 3.3% to 116 cases in 2019, from 120 cases in 2018. The number of fatalities decreased by 5.6% to 117 in 2019, from 124 in 2018. Please refer to [Chart 1](#) for the number of fatal accidents and fatalities in the past five years.



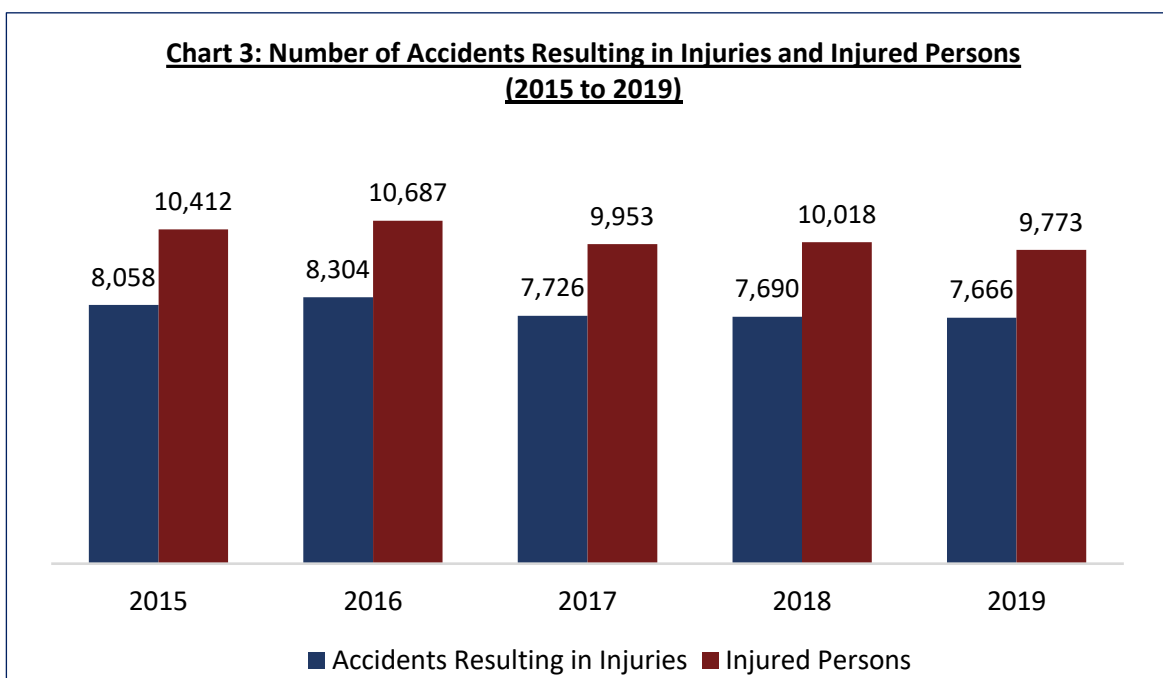
<sup>1</sup> Elderly pedestrians refer to pedestrians aged 60 years old and above.

4. The road traffic fatality rate per 100,000 population decreased to 2.05 in 2019, from 2.20 in 2018. Please refer to [Chart 2](#) for the road traffic fatality rates in the past 10 years.



***Decrease in Accidents Resulting in Injuries and Number of Injured Persons***

5. The number of accidents resulting in injuries decreased by 0.3% to 7,666 cases in 2019, from 7,690 cases in 2018. The number of injured persons also decreased, by 2.4% to 9,773 persons in 2019, from 10,018 persons in 2018. Please refer to [Chart 3](#) for the number of accidents resulting in injuries and injured persons in the past five years.



***Decrease in Drink-Driving Accidents and Arrests***

6. The number of drink-driving accidents decreased by 14.0% to 153 cases in 2019, from 178 cases in 2018. The number of persons arrested for drink-driving decreased by 3.4% to 1,969 persons in 2019, from 2,038 persons in 2018.

7. While the drink-driving situation has improved, the Traffic Police (TP) will continue its enforcement efforts and take action against irresponsible motorists who drink and drive, and put other road users and themselves at risk.

***Increase in Speeding and Red-Light Running-Related Accidents and Violations***

8. The number of speeding-related accidents increased slightly by 1.3% to 728 cases in 2019, from 719 cases in 2018. The number of speeding violations increased by 16.4% to 183,059 cases in 2019, from 157,312 cases in 2018.

9. The number of red-light running accidents increased by 14.2% to 153 cases in 2019, from 134 cases in 2018. The number of red-light running violations increased by 7.1% to 59,368 cases in 2019, from 55,433 cases in 2018.

10. Speeding and red-light running are serious traffic violations that can cause injury and death. TP urges motorists to obey traffic rules and adhere to road and vehicular speed limits at all times.

11. To deter red-light running, TP will be installing 12 more red-light cameras by March 2020, in addition to the 240 cameras that have been installed. Please refer to Annex A for the locations of the 12 new red-light cameras.

**LOOKING OUT FOR VULNERABLE ROAD USERS, ESPECIALLY ELDERLY PEDESTRIANS AND MOTORCYCLISTS**

***More Accidents involving Elderly Pedestrians, especially due to Jaywalking***

12. The number of traffic accidents involving elderly pedestrians increased by 33.6% to 322 cases in 2019, from 241 cases in 2018.

13. The number of elderly pedestrian fatalities increased by 12.5% to 27 persons in 2019, from 24 persons in 2018. More than half of the fatal accidents were due to jaywalking.

14. TP will be working with Lion Befrienders Service Association and NTUC Health Co-operative Limited to engage volunteers to reach out to senior citizens and educate

## RESTRICTED

them on the dangers of jaywalking and how to stay safe on the roads. Motorists are also reminded to look out for elderly pedestrians and give way to them.

### ***Increase in Accidents and Fatalities involving Motorcyclists and Pillion Riders***

15. The number of accidents resulting in injuries involving motorcyclists increased by 1.9% to 4,444 cases in 2019, from 4,361 cases in 2018. There was an increase of 3.0% in the number of motorcyclists and pillion riders who sustained injuries, to 4,985 in 2019, from 4,839 in 2018.

16. The number of fatal accidents involving motorcyclists increased to 67 cases in 2019, from 65 cases in 2018. Motorcyclist and pillion rider fatalities increased by 3.3% to 63 in 2019, from 61 in 2018. They accounted for almost half of all road traffic fatalities in 2019.

17. TP will continue to reach out to motorcyclists through regular engagement events, such as the annual Singapore Ride Safe campaign that educates the rider community on the importance of safe riding practices. The mandatory simulator training introduced on 16 December 2019 will further inculcate safer driving and riding behaviour in motorists, including motorcyclists, and educate them on the causes of accidents through real-life traffic situations in a safe and controlled environment.

### **ENCOURAGING THE COMMUNITY TO LEARN MORE ABOUT ROAD SAFETY**

18. Visitors to the Road Safety Community Park (RSCP) can now play the Road Safety Community Park race via “The Xplorer” mobile application, which was introduced in December 2019. This interactive, virtual RSCP race allows visitors to take a self-guided tour of the RSCP and learn about road safety.

19. During the virtual RSCP race, visitors will have to answer questions relating to road safety in the ‘Quiz Challenge’ at different race checkpoints and will receive reward points for each correct answer, with up to three tries for each question. In the ‘Photo Challenge’, visitors are encouraged to take photos at one of the race checkpoints and upload the photo on their social media pages with the hashtags #TPxXplorer and #RoadSense. Visitors who answer all quiz challenge questions correctly and complete the photo challenge will stand a chance to win prizes. Please refer to [Annex B](#) for the user interface of the Road Safety Community Park race.

20. Members of the public can also access the [TP’s Online Learning Portal](#) to learn about traffic rules and view educational videos on causes of accidents.

21. Let us all play our part to make Singapore roads safer for all.

RESTRICTED

**PUBLIC AFFAIRS DEPARTMENT  
SINGAPORE POLICE FORCE  
10 FEBRUARY 2020 @ 10.45 AM**

RESTRICTED

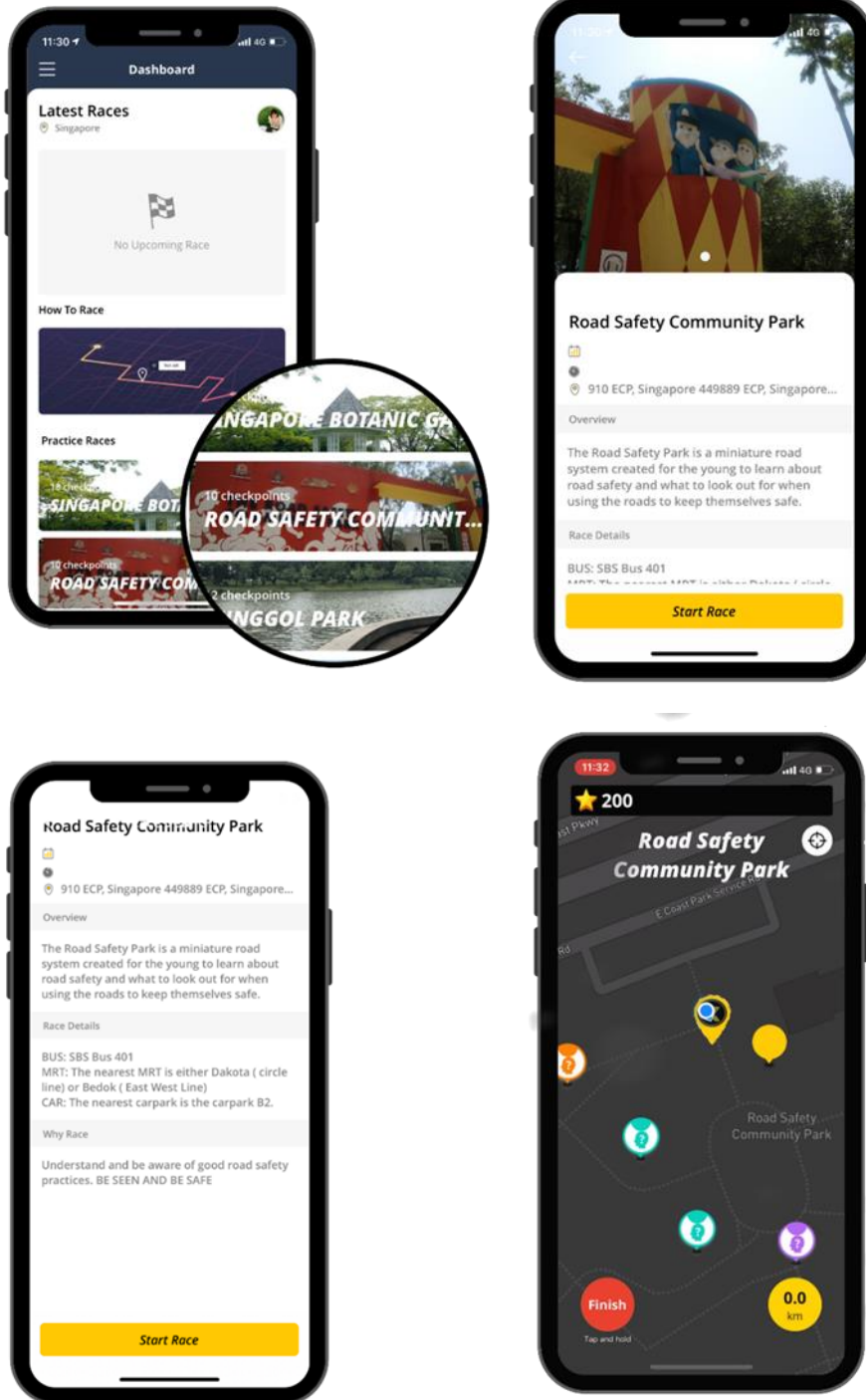
**New Red-Light Camera Locations**

No.	Locations
1	Pasir Ris Drive 8 by Pasir Ris Street 53 towards Pasir Ris Drive 1
2	Pasir Ris Drive 8 by Pasir Ris Street 53 towards Pasir Ris Drive 3
3	Petir Road by Pending Road towards Dairy Farm Road
4	Dairy Farm Road by Dairy Farm Heights towards Upper Bukit Timah Road
5	Dairy Farm Road by Petir Road towards Bukit Timah Expressway (BKE)
6	Yishun Avenue 1 by Yishun Avenue 4 towards Yishun Street 41
7	Bukit Batok Road by Bukit Batok West Avenue 3 towards Choa Chu Kang Road
8	Jalan Bahar Road by Nanyang Avenue towards Pan Island Expressway (PIE)
9	Tampines Avenue 6 by Tampines Street 62 towards Tampines Avenue 11
10	Tampines Avenue 6 by Tampines Street 62 towards Tampines Street 61
11	Choa Chu Kang Avenue 4 towards Choa Chu Kang Avenue 5
12	Paya Lebar Road by Geylang East Central towards Pan Island Expressway (PIE)

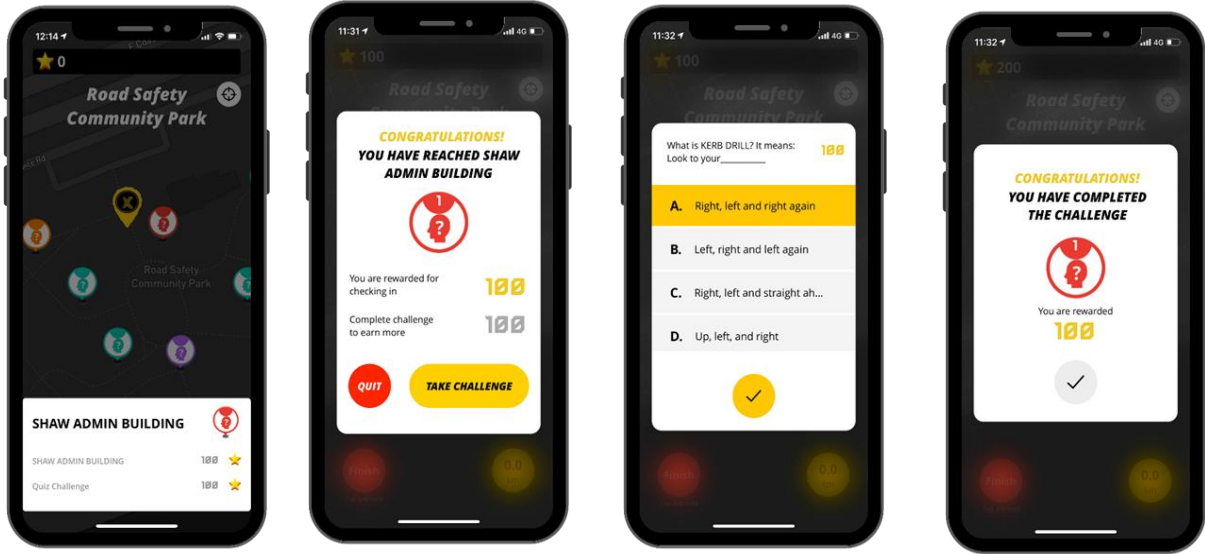
**NOTE :** You may refer to the URL below to access the full list of red-light camera locations:

<https://www.police.gov.sg/Advisories/Traffic/Traffic-Matters>

Images of the Road Safety Community Park race in 'The Xplorer' mobile application



A peek at the Quiz Challenge



A peek at the Photo Challenge





# OVERALL TRAFFIC SITUATION IMPROVED IN 2019

**5.6% ↓**  
IN FATALITIES

**3.3% ↓**  
IN TRAFFIC ACCIDENTS RESULTING  
IN FATALITIES



**0.3% ↓**

IN ACCIDENTS RESULTING  
IN INJURIES



**14% ↓**  
IN DRINK-DRIVING ACCIDENTS

**3.4% ↓**  
IN PERSONS ARRESTED FOR  
DRINK-DRIVING

**1.3% ↑**

IN SPEEDING-RELATED  
ACCIDENTS



**14.2% ↑**

IN RED-LIGHT RUNNING  
ACCIDENTS



## TWO VULNERABLE ROAD USER GROUPS

### 1 ELDERLY JAYWALKERS



**33.6% ↑**  
IN ACCIDENTS INVOLVING  
ELDERLY PEDESTRIANS

**12.5% ↑**  
IN ELDERLY  
PEDESTRIAN FATALITIES

**55.6%** OF FATAL ACCIDENTS  
INVOLVING ELDERLY PEDESTRIANS  
WAS DUE TO JAYWALKING

**1 IN 3** OF THE ACCIDENTS  
OCCURRED WHILE ELDERLY  
PEDESTRIANS WERE JAYWALKING



### 2 MOTORCYCLISTS AND PILLION RIDERS



**1.9% ↑**  
IN ACCIDENTS INVOLVING  
MOTORCYCLISTS



**3.3% ↑**  
IN MOTORCYCLIST AND PILLION  
RIDER FATALITIES

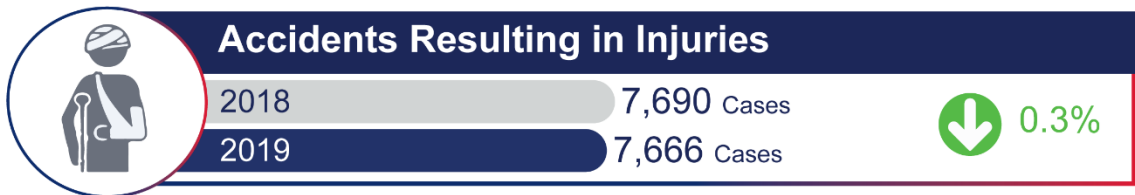
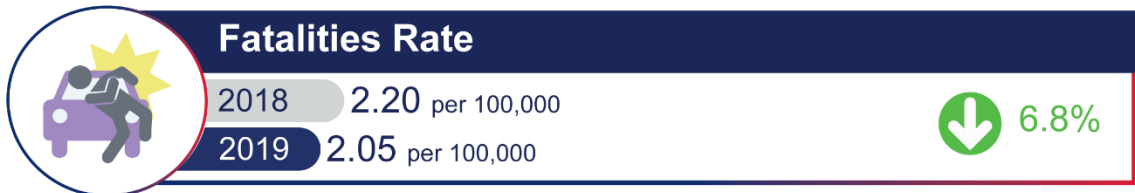
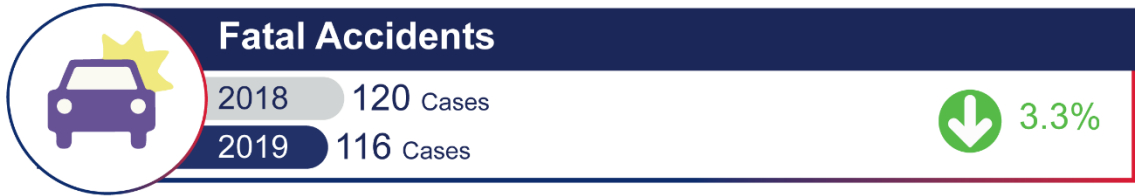
ABOUT **1 IN 2** OF OVERALL  
ROAD TRAFFIC FATALITIES  
INVOLVE MOTORCYCLISTS AND  
PILLION RIDERS



**SINGAPORE  
POLICE FORCE**  
SAFEGUARDING EVERY DAY



# 2019 Road Traffic Situation in Singapore



**SINGAPORE  
POLICE FORCE**  
SAFEGUARDING EVERY DAY



# 2019 Road Traffic Situation in Singapore

## Drink-driving



### Persons Arrested for Drink-driving

2018 2,038 Persons  
2019 1,969 Persons

↓ 3.4%



### Drink-driving Accidents

2018 178 Cases  
2019 153 Cases

↓ 14.0%

## Speeding



### Speeding-Related Accidents

2018 719 Cases  
2019 728 Cases

↑ 1.3%



### Speeding Violations

2018 157,312 Cases  
2019 183,059 Cases

↑ 16.4%

## Red-light Running



### Red-light Running Violations

2018 55,433 Cases  
2019 59,368 Cases

↑ 7.1%



### Red-light Running Related Accidents

2018 134 Cases  
2019 153 Cases

↑ 14.2%

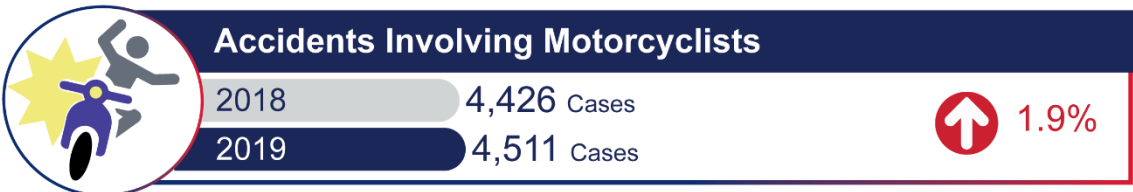


# 2019 Road Traffic Situation in Singapore

## Accidents Involving Elderly Pedestrians



## Accidents Involving Motorcyclists



**SINGAPORE  
POLICE FORCE**  
SAFEGUARDING EVERY DAY

