



## **POLICE NEWS RELEASE**

### **ANNUAL ROAD TRAFFIC ACCIDENT SITUATION 2018 AND LAUNCH OF “USE YOUR ROADSENSE” CAMPAIGN 2019**

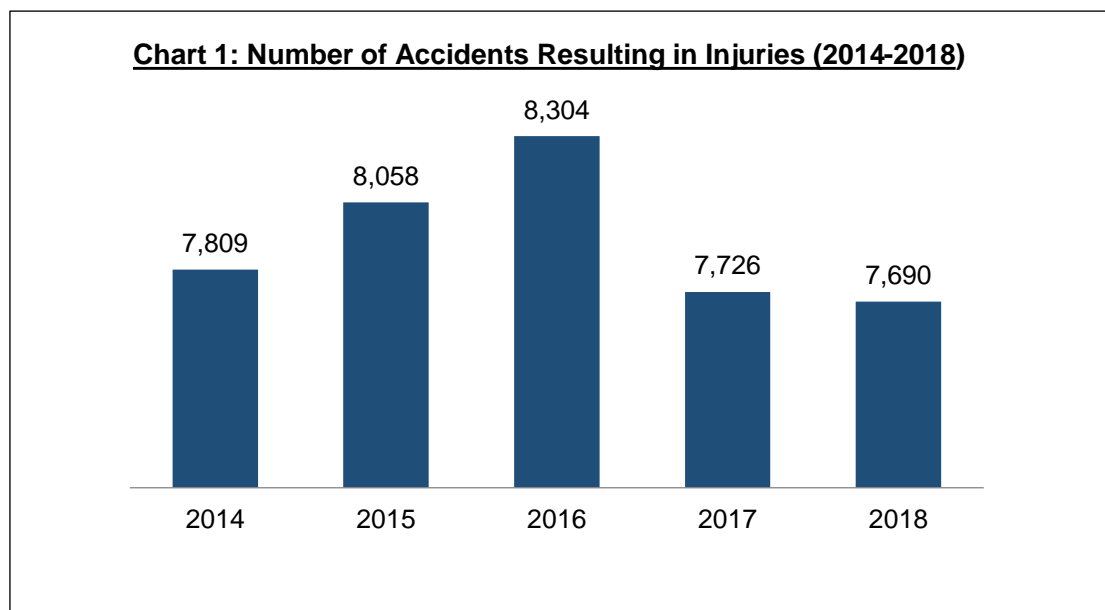
#### **SINGAPORE’S ROAD TRAFFIC ACCIDENT SITUATION IN 2018 REMAINED STABLE**

The road traffic accident situation in 2018 remained stable. There were fewer road traffic accidents overall, but the number of fatal accidents increased slightly.

2. While there were fewer speeding violations and related accidents, there were increases in the number of red-light running violations and related accidents, as well as drink-driving related accidents. Elderly pedestrians and motorcyclists continue to be of concern.

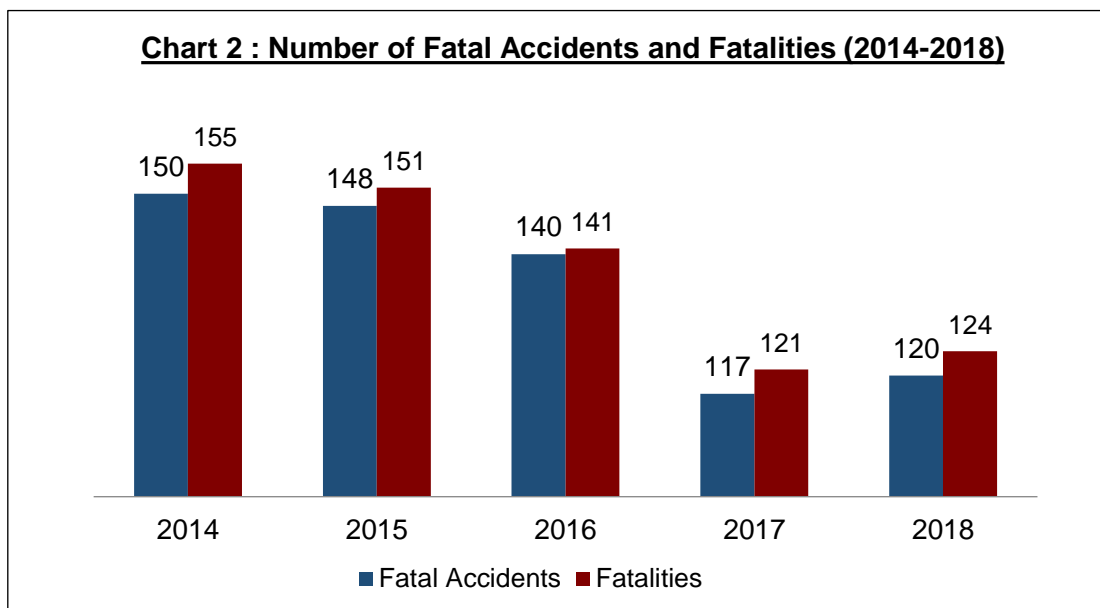
#### ***Decrease in the Number of Accidents Resulting in Injuries***

3. The number of accidents resulting in injuries decreased slightly by 0.5% to 7,690 cases in 2018, from 7,726 cases in 2017. Please refer to [Chart 1](#) for the number of accidents resulting in injuries over the past five years.

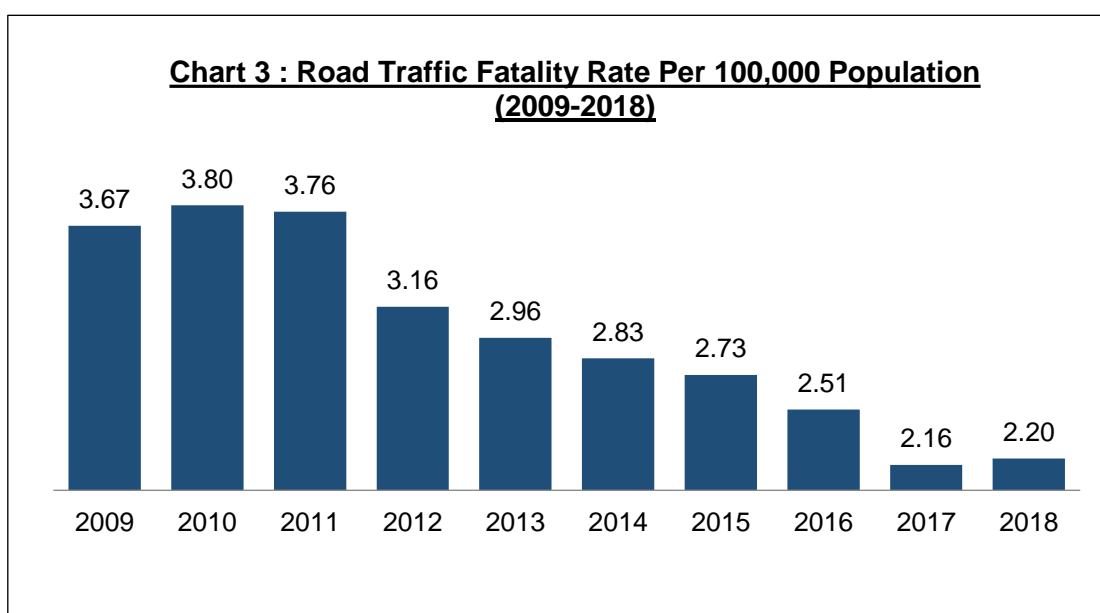


#### ***Fatal Traffic Accidents and Fatalities Remain Low***

4. The number of fatal accidents increased slightly by 2.6% to 120 in 2018, from 117 in 2017. The number of fatalities also increased slightly by 2.5% to 124 in 2018, from 121 in 2017. Please refer to [Chart 2](#) for the number of fatal accidents and fatalities over the past five years.



5. The road traffic fatality rate per 100,000 population increased slightly to 2.20 in 2018, from 2.16 in 2017. Please refer to Chart 3 for the fatality rates for the past ten years.



***Decrease in the Number of Speeding-Related Accidents***

6. The number of speeding-related accidents decreased by 5.6% to 719 cases in 2018, from 762 cases in 2017. The number of speeding violations detected also decreased by 5.0% to 156,157 in 2018, from 164,319 in 2017.

7. To deter speeding, TP puts up prominent warnings signs ahead of speed camera zones, and speeding enforcement cameras are painted in highly visible bright

orange. The locations of these cameras are listed on the Singapore Police Force's website.

8. TP continues to make use of technology to detect and deter speeding. On 17 Dec 2018, TP operationalised the new Average Speed Camera (ASC) system along a 4km stretch of Tanah Merah Coast Road. The ASC system allows sustained speed enforcement over a stretch of road rather than at a single spot, by tracking the average speed of the vehicle over that stretch of road. TP will consider deploying this system at other locations in future.

9. TP also trialled blinker lights to warn motorists before they enter speed enforcement zones. These will be progressively implemented island-wide by 2022.

### ***Decrease in Drink-Driving Arrests, but Increase in Drink-Driving Accidents***

10. The number of persons arrested for drink-driving decreased by 3.7% to 2,002 persons in 2018, from 2,078 persons in 2017. This was despite an increase in the number of drink-driving enforcement operations conducted in 2018.

11. However, the number of drink-driving accidents increased by 17.3% to 176 cases in 2018, from 150 in 2017. Motorcyclists who were drink-driving and got involved in accidents increased by 51.3% to 59 cases in 2018, from 39 cases in 2017.

12. TP will continue to take tough enforcement actions against drink- drivers as they put not just themselves but other road users at risk.

### ***Increase in Red-Light Running Accidents and Violations***

13. The number of red-light running violations increased by 15.7% to 53,910 cases in 2018, from 46,599 cases in 2017. The number of red-light running accidents increased slightly by 2.6% to 120 accidents in 2018, from 117 accidents in 2017.

14. TP takes a serious view of such violations. Motorists should slow down as they approach a signalised junction, and prepare to stop their vehicle when they see an amber light. Beating the red light is extremely reckless and puts the lives of motorists and other road users at great risk.

## **LOOKING OUT FOR VULNERABLE ROAD USERS, ESPECIALLY ELDERLY PEDESTRIANS AND MOTORCYCLISTS**

### ***Accidents involving Elderly Pedestrians who Jaywalk Remain a Concern***

15. The number of accidents involving elderly pedestrians decreased by 6.2% to 259 in 2018, from 276 in 2017. However, they remain a vulnerable group of concern, as accidents involving elderly pedestrians account for 25% of all accidents involving pedestrians. 40% of these accidents involved jaywalking.

16. The number of elderly pedestrian fatalities decreased marginally to 25 persons in 2018, from 26 persons in 2017. However, elderly pedestrians accounted for 62.5%

of all pedestrian fatalities in 2018, an increase from 57.8% in 2017. About 1 in 2 fatal accidents involving elderly pedestrians in 2018 was due to jaywalking.

17. Elderly pedestrians should use pedestrian crossings at all times and keep a proper lookout for oncoming vehicles, especially when crossing major roads, carparks, carpark entrances and service roads.

18. TP urges all motorists to look out for elderly pedestrians and give way to them. TP will continue to educate senior citizens on the dangers of jaywalking. Members of the public should also reach out to their elderly friends and relatives, to encourage them to abide by traffic rules for their own safety.

### ***Increase in Accidents and Fatalities Involving Motorcyclists and Pillion Riders***

19. The number of accidents resulting in injuries involving motorcyclists increased by 2.1% to 4,358 cases in 2018, from 4,270 cases in 2017. Motorcyclist and pillion rider injuries increased by 0.7% to 4,837 in 2018, from 4,803 in 2017.

20. The number of fatal accidents involving motorcyclists increased to 65 cases in 2018, from 45 cases in 2017. Motorcyclist and pillion rider fatalities increased by 38.6% to 61 in 2018, from 44 in 2017. They accounted for almost half of all road traffic fatalities in 2018.

21. TP will continue to inculcate good driving and riding behaviour in motorists, including motorcyclists. By the end of 2019, simulation training will be compulsory for all learner motorists. Simulation training will enable learner motorists to experience real-life traffic situations in a safe and controlled environment. TP will also explore introducing defensive riding practical lessons as part of the Class 2B learner riding curriculum.

22. TP will also continue to reach out to motorcyclists through engagement events, such as the Singapore Ride Safe campaign.

## **FURTHER EFFORTS TO IMPROVE ROAD SAFETY**

23. Road safety is a shared responsibility. Motorists and road users must play their part in keeping our roads safe. TP will continue to strengthen its public engagement efforts to raise public awareness of road safety.

### ***Launch of Use Your RoadSense Campaign 2019***

24. On 21 Feb 2019, Ms Sun Xueling, Senior Parliamentary Secretary, Ministry of Home Affairs and Ministry of National Development, launched the “Use Your RoadSense 2019” campaign with the theme “Take the Road to Responsibility”.<sup>1</sup>

---

<sup>1</sup> First launched in March 2015, “Use Your RoadSense” is a national road safety campaign which aims to engage road users in creating a safer road culture through conversations and collaborations with the community.

25. The “Use Your RoadSense” 2019 campaign aims to engage the public and improve their awareness of road safety concerns. Over the past few years, the traffic landscape has changed significantly with the increasing prevalence of personal mobility devices and power-assisted bicycles. There is a need to promote greater graciousness and responsibility amongst increasingly diverse groups of road users, and help them adjust and adapt to a more complex traffic environment.

26. A key initiative in this year’s campaign is the introduction of the “RoadSense Index”, a gauge of the level of public consciousness on road use and safety. Over the next three years, TP will engage various groups of road users in a nationwide study of public attitudes towards road use and safety. The findings from this study will help TP track shifts in such attitudes and enable the formulation of further measures to improve RoadSense amongst road users. Road users can participate in this study via the “Use Your RoadSense” Facebook page at [www.facebook.com/roadsense.sg](http://www.facebook.com/roadsense.sg).

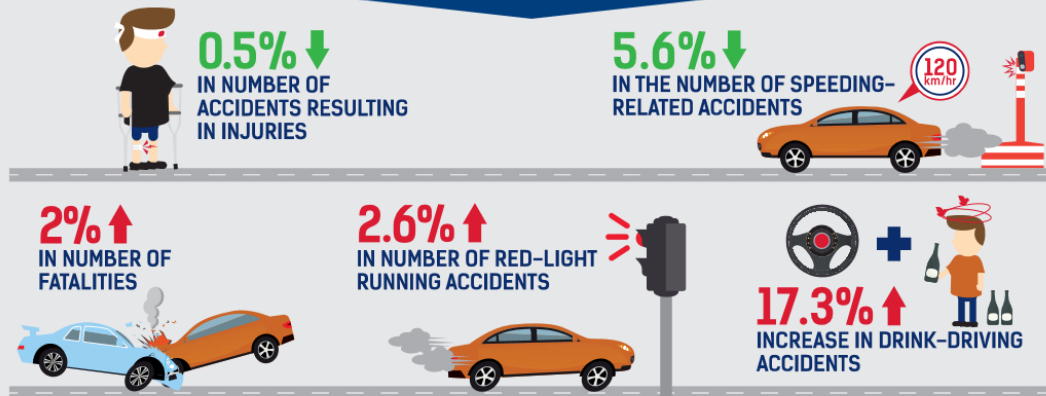
### ***Public Consultation on Amendments to the Road Traffic Act***

27. To complement the various initiatives and measures to shape better driving and riding behaviour, the Ministry of Home Affairs (MHA) is reviewing the criminal penalties for road traffic offences under the Road Traffic Act. MHA intends to impose stiffer penalties for irresponsible driving, especially in cases that result in death or hurt to others. This will serve as a stronger deterrence against risk-taking behaviours by motorists.

28. The public engagement on this review is from 21 Feb to 13 Mar 2019. Members of the public are invited to visit the REACH website to find out more and provide their feedback on the proposed changes, or email [RTA\\_Feedback@mha.gov.sg](mailto:RTA_Feedback@mha.gov.sg).

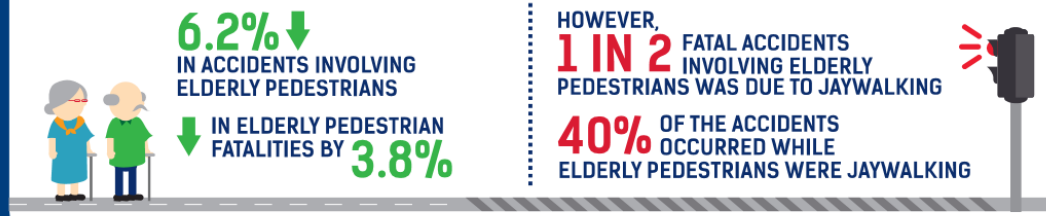
**PUBLIC AFFAIRS DEPARTMENT  
SINGAPORE POLICE FORCE  
20 February 2019, 11AM**

# OVERALL TRAFFIC SITUATION REMAINED STABLE IN 2018

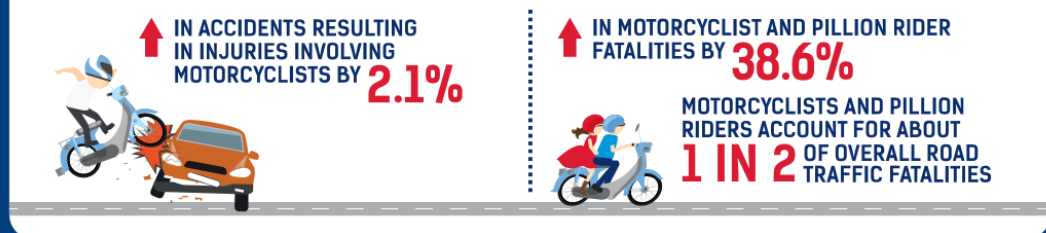


## TWO VULNERABLE ROAD USER GROUPS

### 1. ELDERLY JAYWALKERS



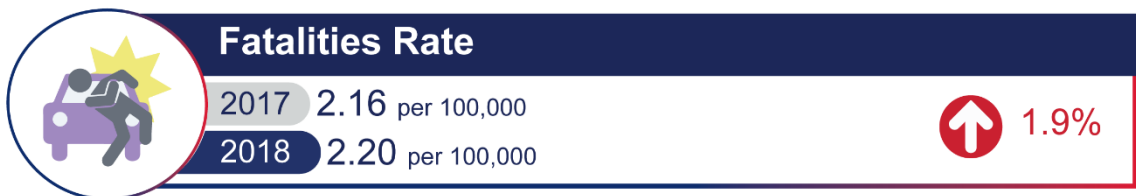
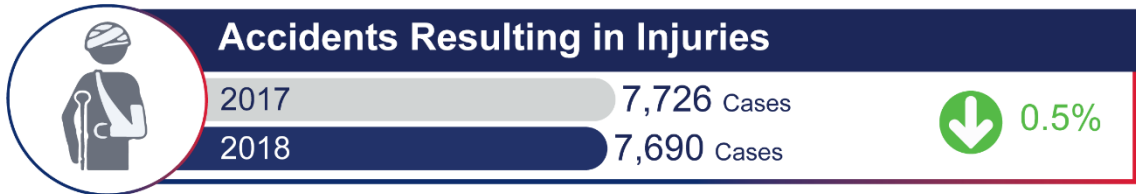
### 2. MOTORCYCLISTS AND PILLION RIDERS



**SINGAPORE POLICE FORCE**  
SAFEGUARDING EVERY DAY



# 2018 Road Traffic Situation in Singapore



**SINGAPORE  
POLICE FORCE**  
SAFEGUARDING EVERY DAY



# 2018 Road Traffic Situation in Singapore

## Speeding



### Speeding Violations

2017	164,319 Cases	↓ 5.0%
2018	156,157 Cases	



### Speeding Related Accidents

2017	762 Cases	↓ 5.6%
2018	719 Cases	

## Drink-driving



### Persons Arrested for Drink-driving

2017	2,078 Persons	↓ 3.7%
2018	2,002 Persons	



### Drink-driving Accidents

2017	150 Cases	↑ 17.3%
2018	176 Cases	

## Red-light Running



### Red-light Running Violations

2017	46,599 Cases	↑ 15.7%
2018	53,910 Cases	



### Red-light Running Related Accidents

2017	117 Cases	↑ 2.6%
2018	120 Cases	



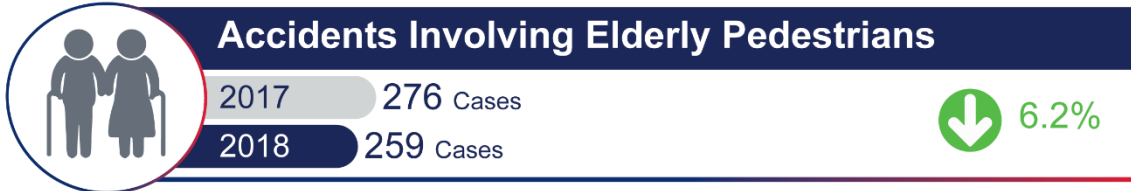
**SINGAPORE  
POLICE FORCE**  
SAFEGUARDING EVERY DAY





# 2018 Road Traffic Situation in Singapore

## Accidents Involving Elderly Pedestrians



## Accidents Involving Motorcyclists



**SINGAPORE  
POLICE FORCE**  
SAFEGUARDING EVERY DAY

